

Yardage Information

- ⊗ Denotes sprinkler head.
- 🚧 Denotes 150-yard marker.
- Denotes landmark - tree, edge of bunker or body of water, etc.
- All distances measured in yards to center of greens.
- Charts show distances in yards from center of tee boxes, denoted by colored squares, to landmarks.

USGA RULES GOVERN ALL PLAY
Except Where Modified by Local Rules

Local Rules

- Replace divots, rake bunkers and repair ball marks on greens.
- White stakes and lines indicate out-of-bounds.
- Red stakes and lines indicate lateral hazards.
- Yellow stakes and lines indicate water hazards.
- Each operator of a golf cart must be at least 16 years of age and have a valid driver's license.
- Obey all directional signs.
- Always use cart paths where provided, especially near tees and greens, and without exception on par 3 holes.
- Except on a path, do not drive a cart within 60 feet of a green or tee.
- Unless otherwise posted, the 90° Rule will always be in effect. Drive directly to your ball, play your shot and leave the fairway by the shortest route.

Etiquette

- Your round should not exceed 4¼ hours. Do not waste time. Play ready golf. Shoot out of turn if doing so speeds up play.
- All players are requested to keep up with the group in front of them.
- Upon completing a hole, leave the green promptly and proceed to the next hole. Write down the score for the completed hole when you reach the next tee.
- The golf ranger has full authority on the golf course to maintain rules and speed of play for everyone's enjoyment.

Aerial photography by Chris Casale, Hilton Head, SC

Depth: 32 yards



This opening par 4 can be intimidating. Tee shots, after carrying the ravine, should favor the right side of the fairway. An extra club is required to reach the elevated green.

2

par 4

Depth: 34 yards

Depth: 27 yards

3

par 4

No words do this par 4 justice; it stretches over 400 yards and is guarded by bunkers on the right and out of bounds on the left. Favor the left side from the tee and avoid the bunkers. Short and left is the "ideal" miss on the approach shot.

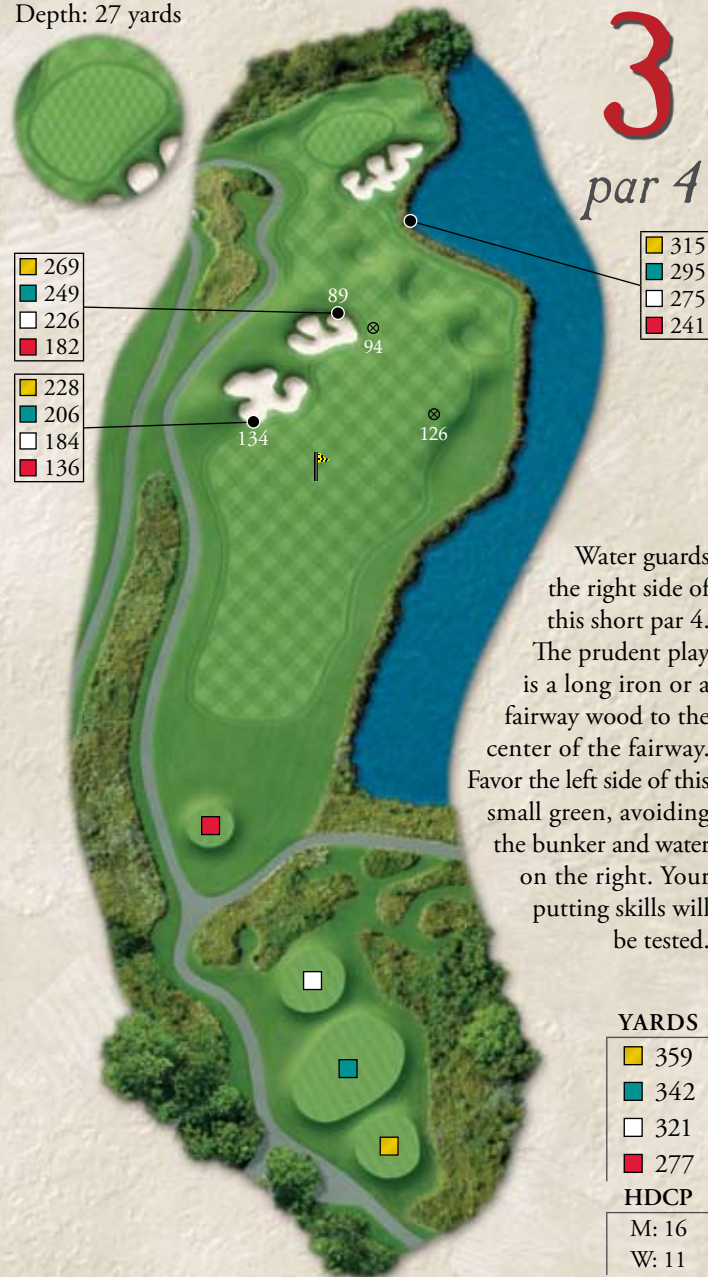
Water guards the right side of this short par 4. The prudent play is a long iron or a fairway wood to the center of the fairway. Favor the left side of this small green, avoiding the bunker and water on the right. Your putting skills will be tested.

YARDS

- 427
- 412
- 390
- 230

HDCP

- M: 2
- W: 18



YARDS

- 359
- 342
- 321
- 277

HDCP

- M: 16
- W: 11

4

par 5

Depth: 23 yards

Depth: 25 yards

5

par 3



Keep it in the short grass and favor the left side from the tee on this long, three-shot par 5. A precise lay-up with your second shot will leave you in good position for the approach. Long is gone, so don't fly this small green.

YARDS

■	543
■	522
□	489
■	422

HDCP

M: 6

W: 2

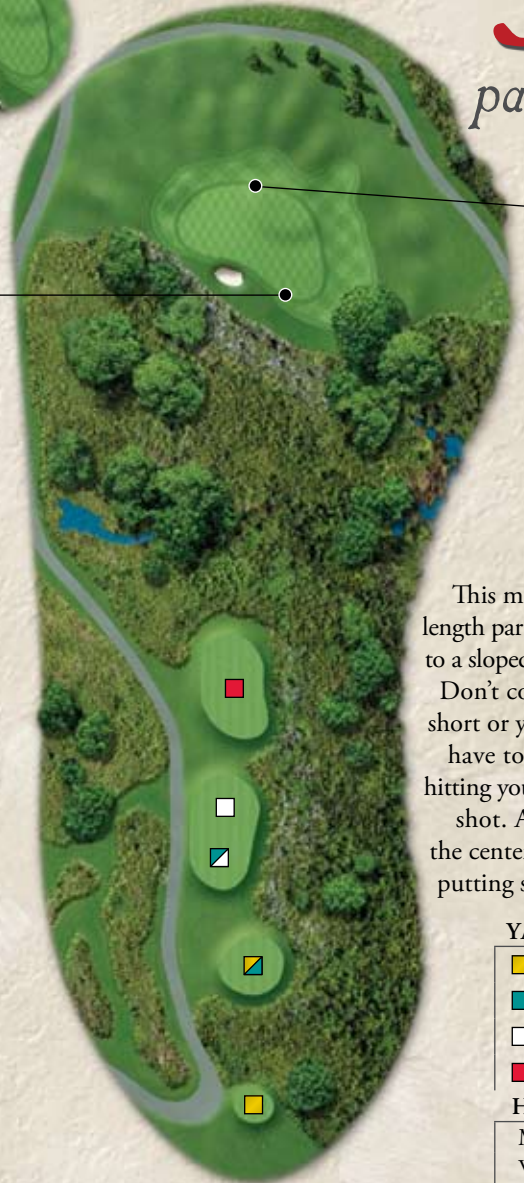
■	312
■	291
□	258
■	191

■	263
■	242
□	209
■	142



■	183
■	153
■	132
□	120
■	97

■	208
■	178
■	157
□	145
■	122



This medium-length par 3 plays to a sloped green. Don't come up short or you will have to re-tee, hitting your third shot. Aim for the center of the putting surface.

YARDS

■	195	165
■	165	144
□	144	132
■	109	

HDCP

M: 9

W: 15

8

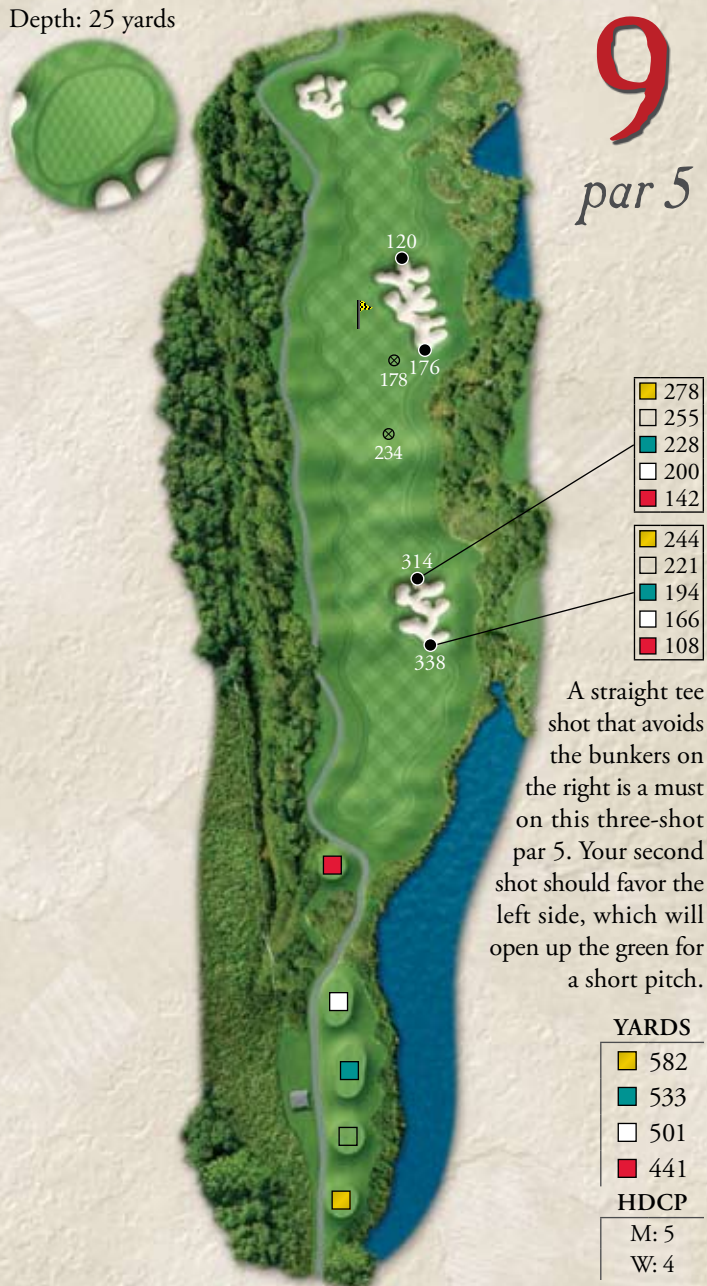
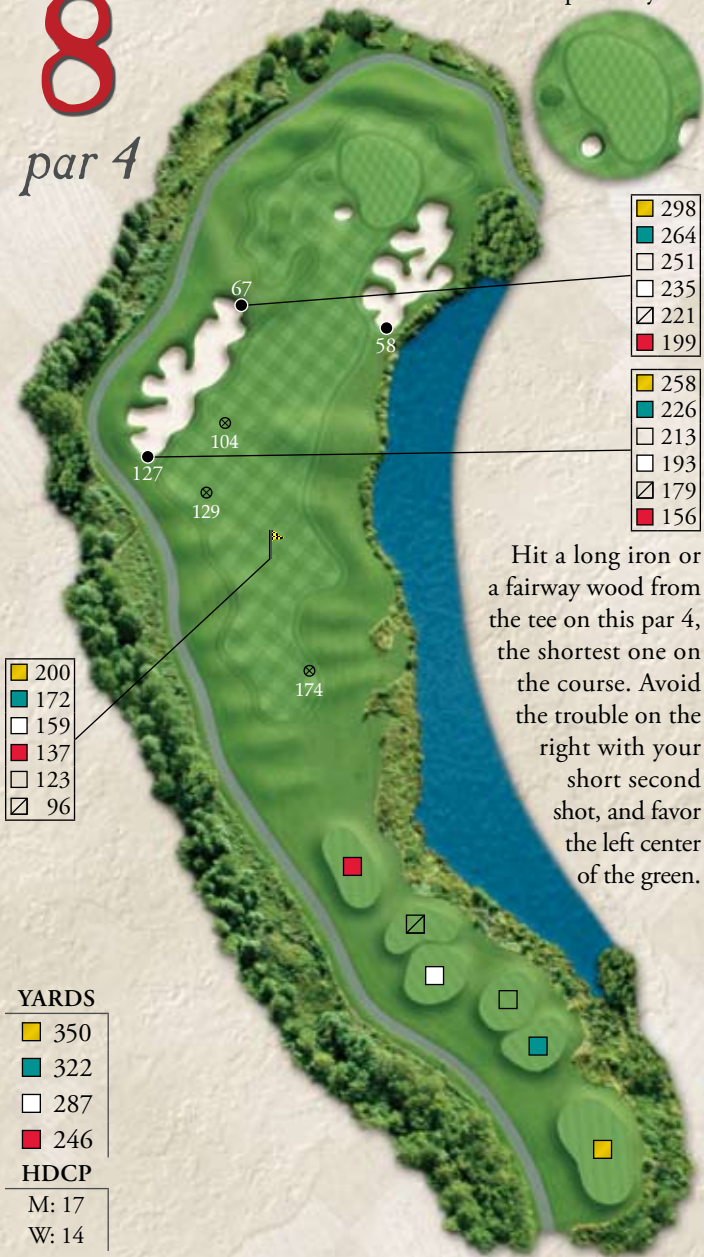
par 4

Depth: 36 yards

Depth: 25 yards

9

par 5





Hole 2



Hole 12

Depth: 22/33 yards

10
par 3

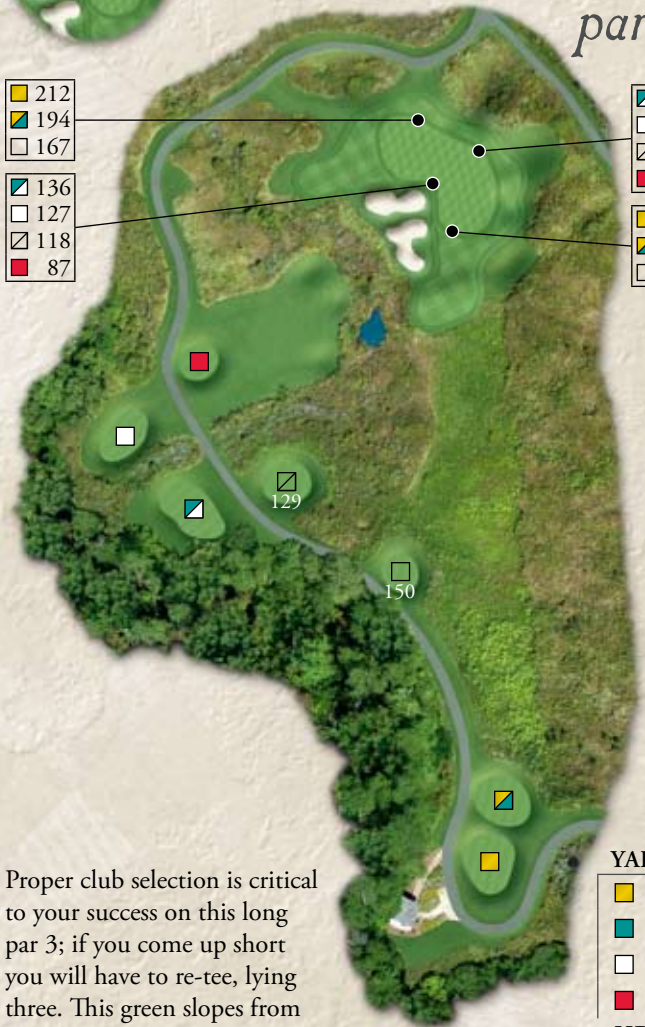


- 212
- 194
- 167

- 136
- 127
- 118
- 87

- 158
- 149
- 140
- 109

- 179
- 161
- 134



Proper club selection is critical to your success on this long par 3; if you come up short you will have to re-tee, lying three. This green slopes from left to right and back to front, so hit your shot to the back of the green and two-putt for par.

YARDS

- 229 / 211
- 211 / 147
- 147 / 138
- 98

HDCP

- M: 12
- W: 16

11

par 5

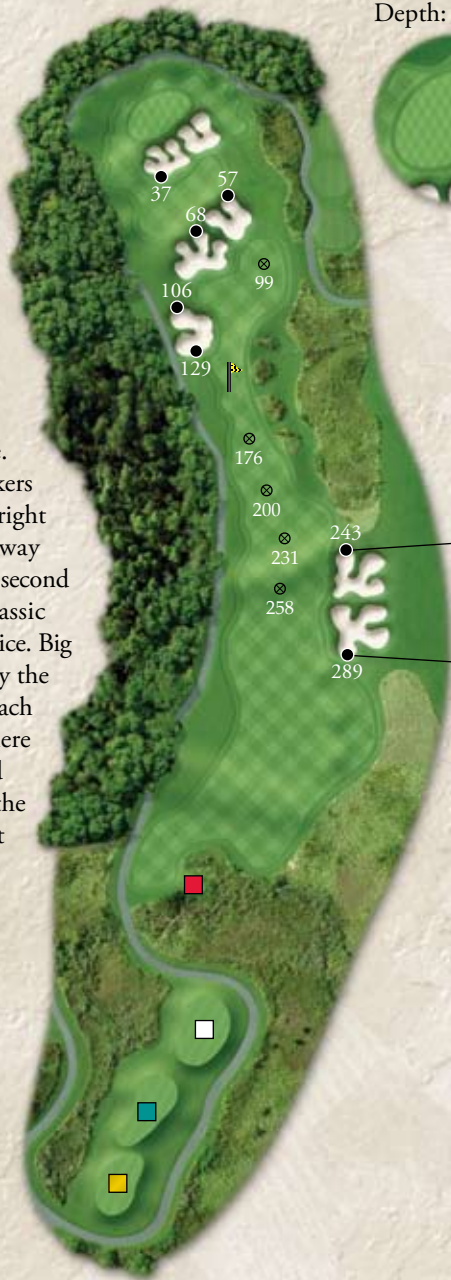
This relatively-short par 5 can help your score. Avoid the bunkers that guard the right side of the fairway off the tee. The second shot offers a classic risk/reward choice. Big hitters can carry the bunkers and reach in two while mere mortals should lay up behind the sand for a short approach shot.

YARDS

- 500
- 478
- 440
- 375

HDCP

M: 7
W: 1



Depth: 22 yards



Depth: 30 yards



- 272
- 245
- 209
- 155

- 224
- 197
- 161
- 107

- 268
- 251
- 228
- 203
- 131

- 210
- 193
- 170
- 145
- 73

12

par 4

Avoiding the bunkers that squeeze the fairway with your tee shot leaves you with a short-iron approach to this elevated green. If you miss short and left, you can still get up and down and make par.



YARDS

- 405
- 386
- 360
- 332

HDCP

M: 18
W: 7

13

par 4

Depth: 28 yards

Depth: 31 yards

14

par 3

256
229
208
167

Hit your drive down the left side to set up your second shot. Avoid hitting it short and right where all the trouble is. Just like on the previous hole, if you miss short and left, you can still get up and down and make par.

YARDS

406
379
358
317

HDCP

M: 14
W: 8

284
256
234
199

152
135
116
98

183
166
147
129

Even though this is the shortest hole on the course, this par 3 still requires great distance control. Check the wind before making your club selection.

YARDS

167
150
131
113

HDCP

M: 10
W: 17

15

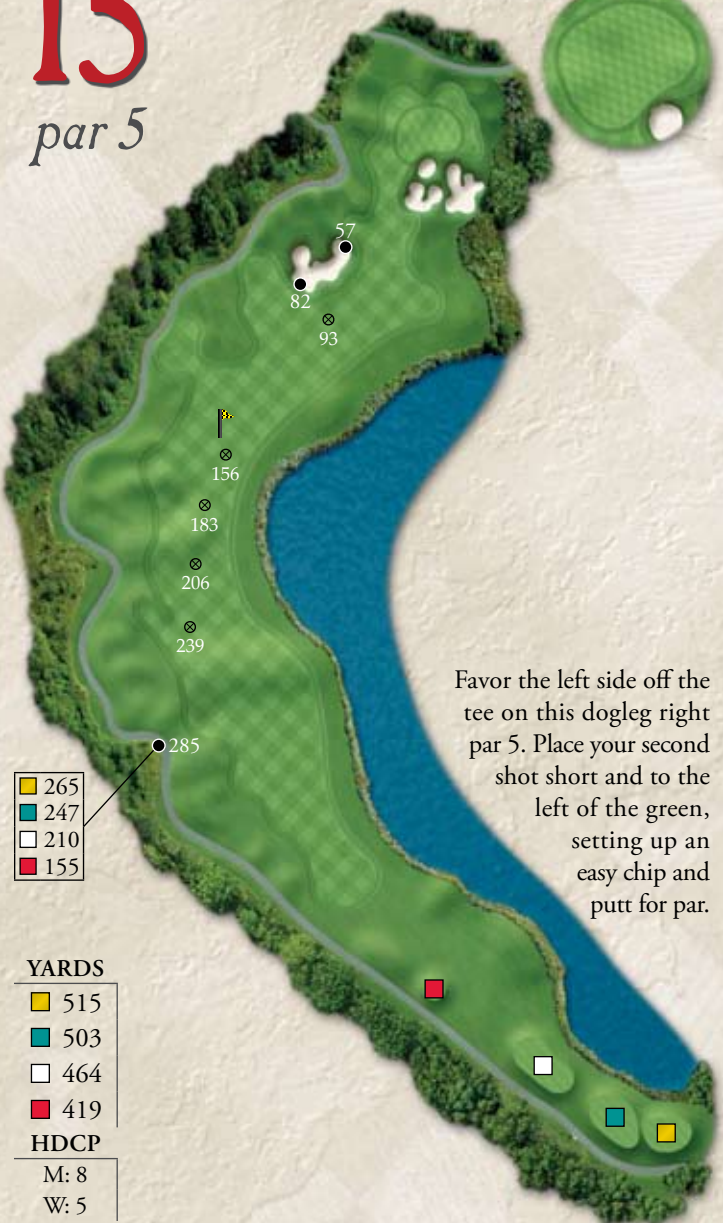
par 5

Depth: 25 yards

Depth: 35 yards

16

par 4



265
247
210
155

YARDS	
515	
503	
464	
419	
HDCP	
M: 8	
W: 5	

Favor the left side off the tee on this dogleg right par 5. Place your second shot short and to the left of the green, setting up an easy chip and putt for par.



287
260
224
177

235
209
173
126

YARDS	
402	
380	
345	
297	
HDCP	
M: 15	
W: 10	

There is really no "danger" on this hole. Grip it and rip it from the tee while avoiding the right side bunkers. Favor the right side of the green with your second shot and par should be yours.

17

par 3

259
237
217
190
167

Depth: 34 yards



225
203
183
156
133

Depth: 41 yards



18

par 4

318
299
279
232
157

284
268
248
205
133

295
276
256
209
134

Hole location determines how this long par 3 should be played; when the pin is back right, play for the middle of the green. However, you can get more aggressive with a front or middle pin. Avoid the bunker on the right at all costs.

YARDS

242
220
173
150

HDCP

M: 4
W: 12

This long, finishing par 4 plays well over 400 yards. Favor the left center off the tee and make sure you have enough club on your second shot. Missing short or long to the right of the green is OK, but avoid going short and left.

YARDS

438
422
402
359

HDCP

M: 1
W: 3